District A 15

As of May 2026 Cumulative

Year	New Clubs	Dropped Clubs	Gain/ Loss Clubs	New Members	Charter Members	Reinstate Members	Transfer Members	Total Member Added	Total Members Dropped	Gain/ Loss Members
2021-2022	0	1	-1	83	3	5	7	98	152	-54
2022-2023	0	1	-1	136	4	3	6	149	184	-35
2023-2024	0	0	0	96	0	4	13	113	173	-60
2024-2025	0	1	-1	138	0	8	8	154	116	38
2025-2026	0	0	0	102	0	4	2	108	88	20
Average	**0**	**1**	**-1**	**111**	**1**	**5**	**7**	**124**	**143**	**-18**

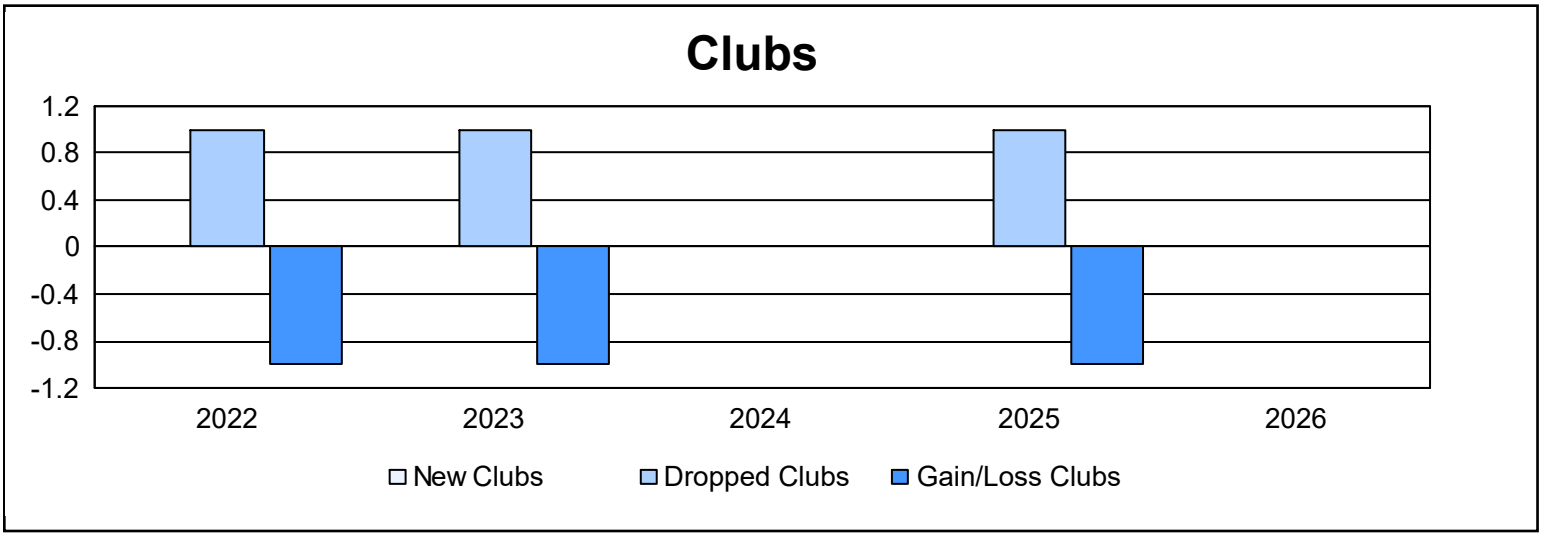

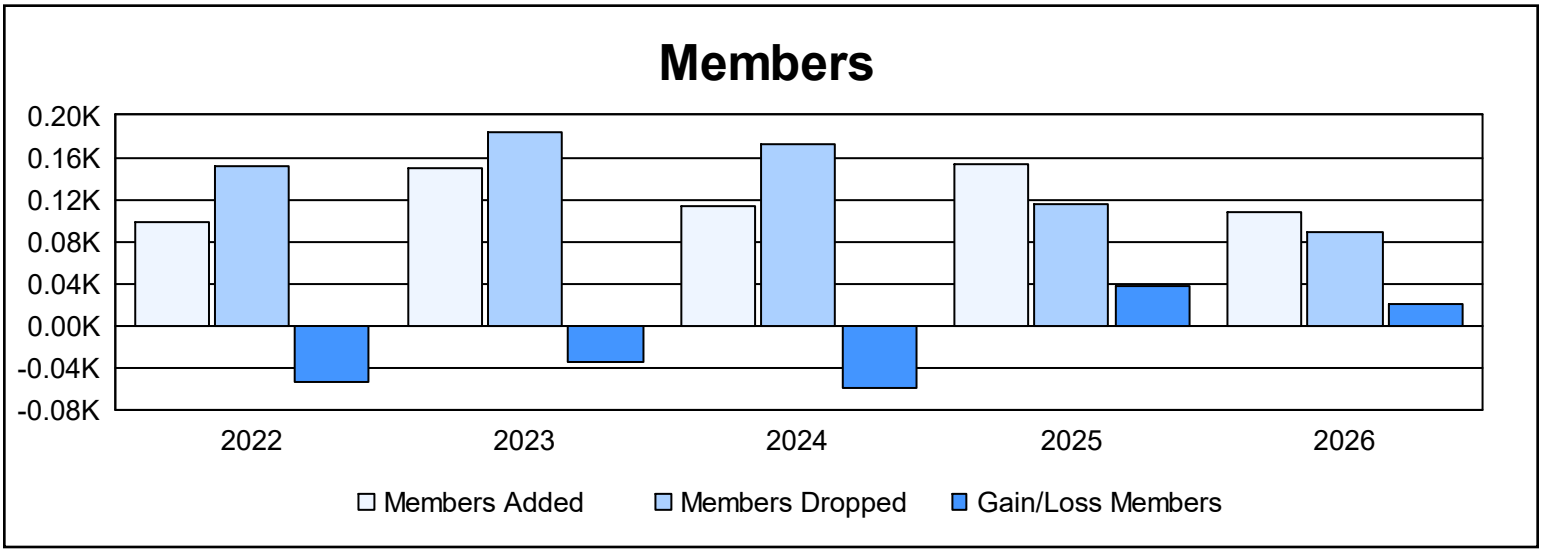

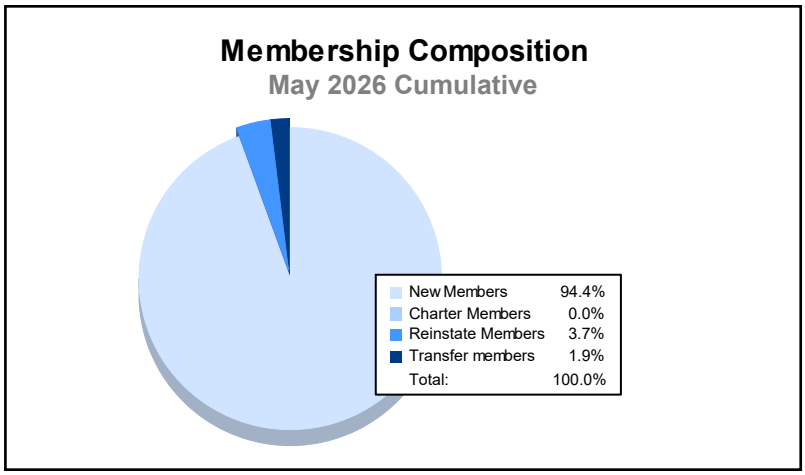
Membership Composition
May 2026 Cumulative
New Members 94.4%
Charter Members 0.0%
Reinstate Members 3.7%
Transfer members 1.9%
Total: 100.0%

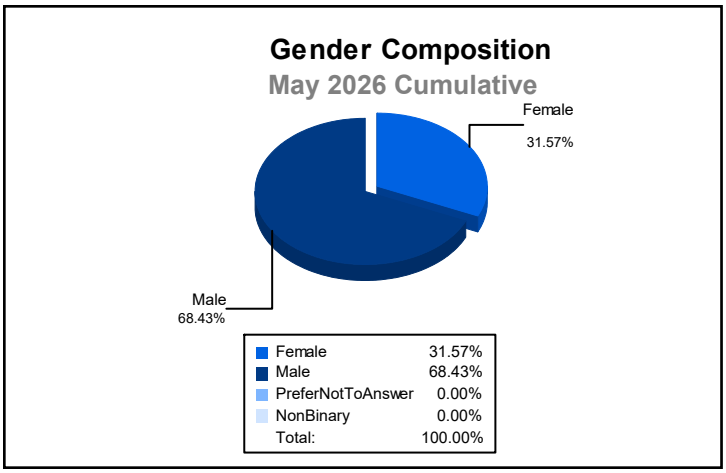
Gender Composition
May 2026 Cumulative
Female
31.57%
Male
68.43%
Female 31.57%
Male 68.43%
PreferNotToAnswer 0.00%
NonBinary 0.00%
Total: 100.00%